

ARHAUS[®]
your home

ATHENS MODULAR

WALL COLLECTION | MADE IN INDONESIA




DEFINING NEOCLASSICAL DETAILS AND HANDCRAFTED FINISHES


With its vintage silhouettes and artisan-applied finishes, our Athens Modular Wall Collection will infuse your space with neoclassical ambiance and the sophisticated charm of an old English library. Over twenty pieces, including cabinets, bookcases, and an authentic, sliding library ladder, provide incomparable style with hand-carved trim and solid wood panels. Each of these room-defining displays and storage pieces is perfectly constructed to create the illusion of custom-made, built-in millwork complemented by contemporary functionality to accommodate your every need.



FINISHES:



Tuxedo Black



Nimbus



Stratus

YOUR STYLE YOUR WAY

Craft a custom modular configuration that tells your style story.

Visit a store, call **866.427.4287**, or **live chat** with our Design Team to learn more.

PRODUCT DETAILS

- + Athens cabinets are hand-crafted by skilled artisans from solid wood and matching veneers accented with recessed panels, moulding, and beadboard detailing.
- + Tuxedo Black cabinets, made from mahogany, are hand-painted in a rich, dark tone, artfully antiqued by hand to create a subtly aged appearance.
- + Nimbus cabinets, made from yellow poplar, are smoothly hand-painted in a light grey color.
- + Stratus cabinets, made from yellow poplar, are hand-painted with a warm-toned, medium grey color.
- + Finished pieces are coated by hand with soft lacquer for added protection and a subtle sheen.
- + Solid brass hardware complements hand-applied wood finishes with an antiqued patina.
- + Keep your furniture looking its best. Visit arhaus.com or speak to any Arhaus Design Consultant for care recommendations.



LARGE LIBRARY

108.87" w x 38.75" d x 94.5" h

Tuxedo Black	40ATHLBAEBLKT2
Nimbus	40ATHLBAENMKT2
Stratus	40ATHLBAESTKT2

STANDARD COMPONENTS

BOOKCASE TOP

- + Features a 33" w x 13.5" d x 55" h cavity.
- + Features three adjustable/removable shelves.
- + Can be combined to form double, triple, etc. configurations.
- + Each will add 37.31" width to configuration.
- + End Panels or Angled Bookcases needed unless next to another standard component.



BOOKCASE TOP

37.31" w x 17" d x 63" h

Tuxedo Black	40ATHBKTPBL2
Nimbus	40ATHBKTPNM2
Stratus	40ATHBKTPST2

MEDIA CABINET TOP

- + Features a 70" w x 13.5" d x 48" h cavity; component cavity is 33" w x 5" h.
- + Cord management holes accommodate media components.
- + Will add 74.69" width to configuration.
- + End Panels or Angled Bookcases needed unless next to another standard component.



MEDIA CABINET TOP

74.62" w x 17" d x 63" h

Tuxedo Black	40ATHTVTPBL2
Nimbus	40ATHTVTPNM2
Stratus	40ATHTVTPST2

On the Build Your Own Configuration worksheet, use 2 spaces.

STANDARD COMPONENTS (CONTINUED)

DISPLAY CABINET TOP

- + Features a 33" w x 13" d x 55" h cavity.
- + Glass doors feature decorative moulding.
- + Features three adjustable/removable shelves.
- + Can be combined to form double, triple, etc. configurations.
- + Each will add 37.31" width to configuration.
- + End Panels or Angled Bookcases needed unless next to another standard component.



DISPLAY CABINET TOP

37.31" w x 17" d x 63" h

Tuxedo Black	40ATHDCTPBL2
Nimbus	40ATHDCTPNM2
Stratus	40ATHDCTPST2

NARROW BOOKCASE TOP

- + Features three adjustable/removable shelves.
- + Can be combined to form double, triple, etc. configurations.
- + Each will add 20.31" width to configuration.
- + End Panels or Angled Bookcases needed unless next to another standard component.



NARROW BOOKCASE TOP

20.31" w x 17" d x 63" h

Tuxedo Black	40ATHNWTPL2
Nimbus	40ATHNWTPNM2
Stratus	40ATHNWTPT2

NARROW BOOKCASE BASE

- + Features an adjustable/removable shelf and cord management holes.
- + Can be combined to form double, triple, etc. configurations.
- + Each will add 20.31" width to configuration.
- + End Panels or Angled Bookcases needed unless next to another standard component.



NARROW BOOKCASE BASE

20.31" w x 16.75" d x 31.5" h

Tuxedo Black	40ATHNWBSBL2
Nimbus	40ATHNWBSNM2
Stratus	40ATHNWBSST2

SINGLE CABINET BASE

- + Features an adjustable/removable shelf and cord management holes.
- + Pull-out tray provides an extra work surface.
- + Can be combined to form double, triple, etc. configurations.
- + Each will add 37.31" width to configuration.
- + End Panels or Angled Bookcases needed unless next to another standard component.



SINGLE CABINET BASE

37.31" w x 16.75" d x 31.5" h

Tuxedo Black	40ATHSBSBL2
Nimbus	40ATHSBSNM2
Stratus	40ATHSBSST2

STANDARD COMPONENTS (CONTINUED)

DOUBLE CABINET BASE

- + Features two adjustable/removable shelves and cord management holes.
- + Pull-out trays provide extra work surfaces.
- + Will add 74.69" width to configuration.
- + Use in place of two single bases.
- + End Panels or Angled Bookcases needed unless next to another standard component.

On the Build Your Own Configuration worksheet, use 2 spaces.



DOUBLE CABINET BASE

74.62" w x 16.75" d x 31.5" h

Tuxedo Black 40ATHDBBSBL2
Nimbus 40ATHDBBSNM2
Stratus 40ATHDBBSST2

FILE BASE

- + Features an adjustable/removable shelf and cord management holes.
- + Pull-out tray provides an extra work surface.
- + File drawer can be adjusted to fit both standard and legal sizes.
- + Can be combined to form double, triple, etc. configurations.
- + Each will add 37.31" width to configuration.



FILE BASE


37.31" w x 16.75" d x 31.5" h

Tuxedo Black 40ATHFILBL2
Nimbus 40ATHFILNM2
Stratus 40ATHFILST2

LIBRARY LADDER & POLE

- + Six-rung step ladder slides from one end to the other on a solid brass bar.
- + Designed to meet American ladder standards and constructed of solid alder.
- + Each rung is dowelled, resulting in an exceptionally well-built piece that will support up to 200 lbs.
- + Will add 21" depth to your configuration.
- + Fits best over 2 Bookcase Tops.

On the Build Your Own Configuration worksheet, draw a line over 2 spaces to show placement.



LIBRARY LADDER & POLE

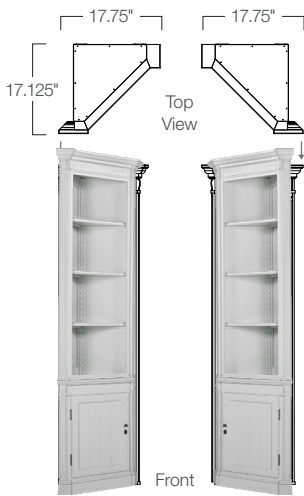
74.69" w x 21" d (from front of unit to base) x 78.75" h

Tuxedo Black 40ATHDBLPBL2
Nimbus 40ATHDBLPNM2
Stratus 40ATHDBLPST2

SPECIAL COMPONENTS

ANGLED BOOKCASE

- + Top features three adjustable/removable shelves.
- + Base features one adjustable/removable shelf.
- + Bases include cord management holes to accommodate media components.
- + Can be used to complete ends of modular configurations—no End Panels needed.
- + Each will add 17.125" width to configuration.
- + Cannot be attached to Corner Wedge Bookcase.



LEFT BASE

4" w x 16.75" d x 31.5" h

Tuxedo Black 40ATHLEBSBL2
Nimbus 40ATHLEBSNM2
Stratus 40ATHLEBSST2

RIGHT BASE

4" w x 16.75" d x 31.5" h

Tuxedo Black 40ATHREBSBL2
Nimbus 40ATHREBSNM2
Stratus 40ATHREBSST2



LEFT TOP

6" w x 17.75" d x 63" h

Tuxedo Black 40ATHLETPBL2
Nimbus 40ATHLETPNM2
Stratus 40ATHLETPST2

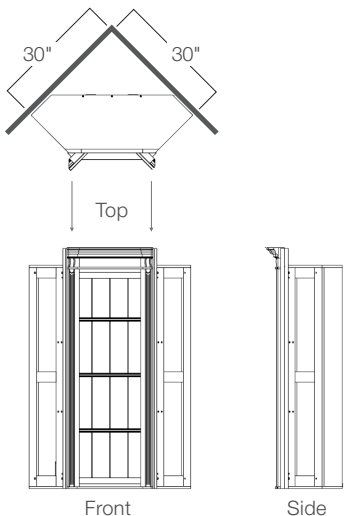
RIGHT TOP

6" w x 17.75" d x 63" h

Tuxedo Black 40ATHRETPBL2
Nimbus 40ATHRETPNM2
Stratus 40ATHRETPST2

CORNER WEDGE BOOKCASE

- + Top features three adjustable/removable shelves.
- + Base features one adjustable/removable shelf.
- + Top's bottom shelf features a hidden spring-touch compartment.
- + Bases include cord management holes to accommodate media components.
- + Will add 30" width to each wall of configuration.
- + Cannot be attached to the Angled Bookcases or End Panels.
- + Configurations cannot be ended with this piece.



TOP

30" w (on each wall) x
34" d (corner to front) x 63" h

Tuxedo Black 40ATHCNTPBL2
Nimbus 40ATHCNTPNM2
Stratus 40ATHCNTPST2

IMAGE NOT
AVAILABLE

BASE

30" w (on each wall) x
34" d (corner to front) x 31.5" h

Tuxedo Black 40ATHCNBSBL2
Nimbus 40ATHCNBSNM2
Stratus 40ATHCNBSST2

SPECIAL COMPONENTS (CONTINUED)

END PANELS

- + Can be used to complete ends of modular configurations.
- + Top Panel will add 2" width to each side of configuration.
- + Base Panel will add 1" width to each side of base-only configurations.
- + Cannot be used next to Angled Bookcases or Corner Wedge Bookcases.



LEFT TOP

6" w x 17.75" d x 63" h

Tuxedo Black 40ATHLPTPBL2
Nimbus 40ATHLPTPNM2
Stratus 40ATHLPTPST2

RIGHT TOP

6" w x 17.75" d x 63" h

Tuxedo Black 40ATHRPTPBL2
Nimbus 40ATHRPTPNM2
Stratus 40ATHRPTPST2

LEFT BASE

4" w x 16.75" d x 31.5" h

Tuxedo Black 40ATHLPBSBL2
Nimbus 40ATHLPBSNM2
Stratus 40ATHLPBSST2

RIGHT BASE

4" w x 16.75" d x 31.5" h

Tuxedo Black 40ATHRPBSBL2
Nimbus 40ATHRPBSNM2
Stratus 40ATHRPBSST2

CONFIGURATION EXAMPLES

Example configurations are fully finished and do not require additional End Panels.



MEDIA CABINET
WITH ANGLED BOOKCASES

108.87" w x 17.75" d x 94.5" h

Tuxedo Black 40ATHLTVABLKT2
Nimbus 40ATHLTVANMKT2
Stratus 40ATHLTVASTKT2



MEDIA CONSOLE
WITH DOUBLE BOOKCASES

153.24" w x 17.75" d x 94.5" h

Tuxedo Black 40ATHOMBBLKT2
Nimbus 40ATHOMBNMKT2
Stratus 40ATHOMBSTKT2



TRIPLE NARROW
BOOKCASE

64.93" w x 17.75" d x 94.5" h

Tuxedo Black 40ATH3NBBLKT2
Nimbus 40ATH3NBNMKT2
Stratus 40ATH3NBSTKT2

ARHAUS®
your home

ATHENS MODULAR

WALL COLLECTION | MADE IN INDONESIA



6-DOOR MEDIA CONSOLE

113.93" w x 16.75" d x 31.5" h

Tuxedo Black	40ATH6DRBLKT2
Nimbus	40ATH6DRNMKT2
Stratus	40ATH6DRSTKT2